

SKKT 132, SKKH 132



SEMIPACK® 2

V_{ORM} V	$V_{ORM} V_{ORM}$ V	$I_{T(RMS)} = 220$ A (maximum value for continuous operation) $I_{TAV} = 130$ A (min. 180; $T_c = 87$ °C)	
900	800	SKKT 132/08E	SKKH 132/08E
1300	1200	SKKT 132/12E	SKKH 132/12E
1500	1400	SKKT 132/14E	SKKH 132/14E
1700	1600	SKKT 132/16E	SKKH 132/16E
1900	1800	SKKT 132/18E	SKKH 132/18E

Thyristor / Diode Modules

SKKT 132

SKKH 132

Features

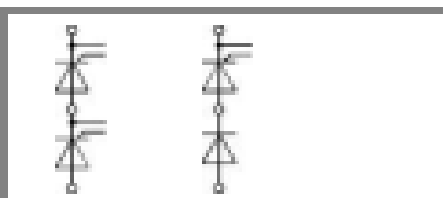
- Heat transfer through aluminium oxide ceramic isolated metal baseplate
- Hard soldered joints for high reliability
- UL recognized, file no. E 63532

Typical Applications

- DC motor control (e. g. for machine tools)
- Temperature control (e. g. for ovens, chemical processes)
- Professional light dimming (studios, theaters)

1) See the assembly instructions

Symbol	Conditions	Values	Units
I_{TAV}	sin. 180; $T_c = 85$ (100) °C;	137 (96)	A
V_{ORM}	sin. 180; $T_c = 1$ °C;		A
I_D	P3/180; $T_a = 45$ °C; B2 / B8	77 / 100	A
	P3/180F; $T_a = 35$ °C; B2 / B8	170 / 200	A
$I_{T(RMS)}$	P3/180F; $T_a = 35$ °C; W1 / W3	240 / 3 * 163	A
I_{TSM}	$T_c = 25$ °C; 10 ms	4700	A
	$T_c = 125$ °C; 10 ms	4000	A
I_H	$T_c = 25$ °C; 8,3 ... 10 ms	110000	A% ₀
	$T_c = 125$ °C; 8,3 ... 10 ms	80000	A% ₀
V_T	$T_c = 25$ °C; $I_T = 500$ A	max. 1,8	V
$V_{T(100)}$	$T_c = 125$ °C	max. 1	V
r_T	$T_c = 125$ °C	max. 1,8	mΩ
$I_{DR}; I_{DD}$	$T_c = 125$ °C; $V_{DR} = V_{ORM}; V_{DD} = V_{ORM}$	max. 40	mA
t_{gr}	$T_c = 25$ °C; $I_D = 1$ A; $dI_D/dt = 1$ A/μs	1	μs
t_{gr}	$V_D = 0,67 * V_{ORM}$	2	μs
$(dI/dt)_{cr}$	$T_c = 125$ °C	max. 200	A/μs
$(dI/dt)_{cr}$	$T_c = 125$ °C	max. 1000	V/μs
t_{tr}	$T_c = 125$ °C;	50 ... 150	μs
I_{tr}	$T_c = 25$ °C; typ. / max.	150 / 400	mA
L_c	$T_c = 25$ °C; $R_{th} = 33$ Ω; typ. / max.	300 / 1000	mA
V_{DR}	$T_c = 25$ °C; d.c.	min. 2	V
I_{DR}	$T_c = 25$ °C; d.c.	min. 150	mA
V_{DD}	$T_c = 125$ °C; d.c.	max. 0,25	V
I_{DD}	$T_c = 125$ °C; d.c.	max. 10	mA
$R_{th(j-c)}$	cont.; per thyristor / per module	0,18 / 0,09	K/W
$R_{th(j-c)}$	sin. 180; per thyristor / per module	0,19 / 0,095	K/W
$R_{th(j-c)}$	rec. 120; per thyristor / per module	0,21 / 0,105	K/W
$R_{th(c-a)}$	per thyristor / per module	0,1 / 0,05	K/W
T_{vj}		-40 ... +125	°C
T_{avg}		-40 ... +125	°C
V_{ORM}	a. c. 50 Hz; r.m.s.; 1 s / 1 min.	3800 / 3000	V-
M_h	to heatsink	5 ± 15 % ¹⁾	Nm
M_t	to terminal	5 ± 15 %	Nm
a		5 * 9,81	m/s ²
m	approx.	165	g
Case	SKKT	A.21	
	SKKH	A.22	



SKKT

SKKH

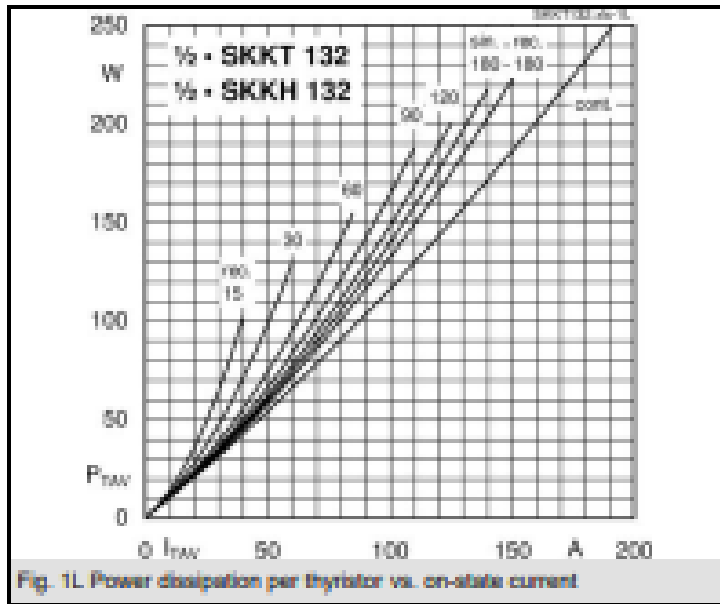


Fig. 1L Power dissipation per thyristor vs. on-state current

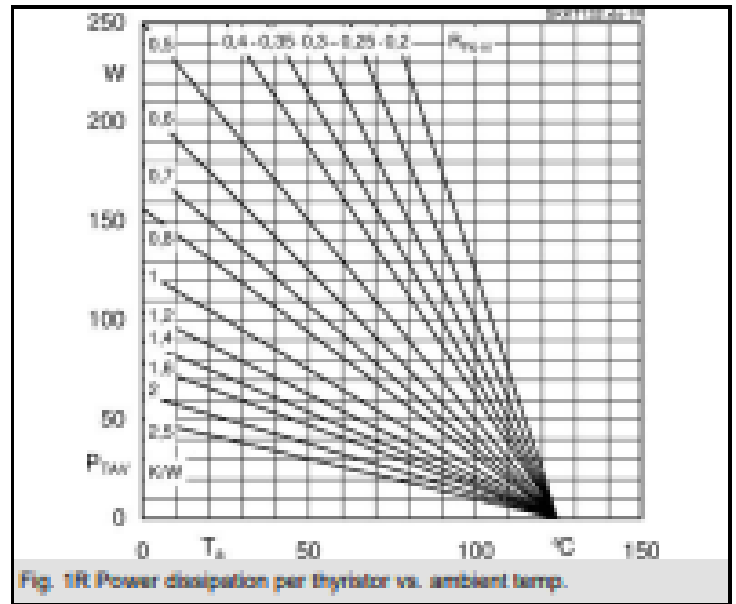


Fig. 1R Power dissipation per thyristor vs. ambient temp.

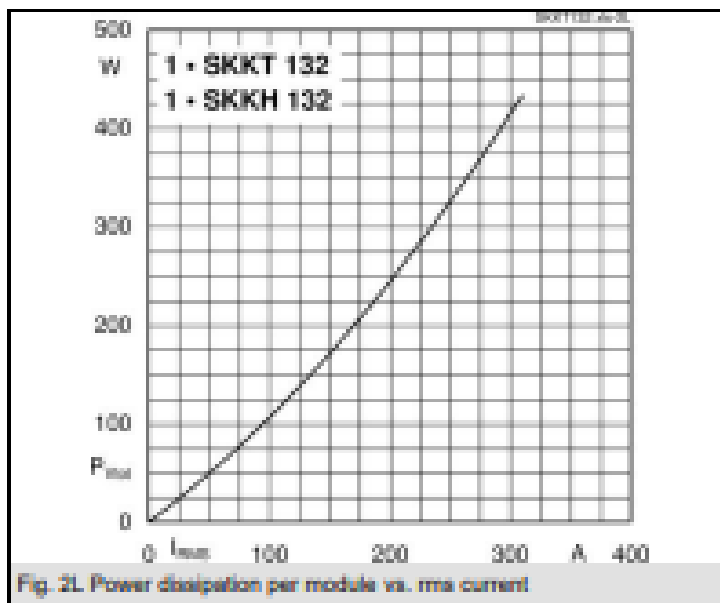


Fig. 2L Power dissipation per module vs. rms current

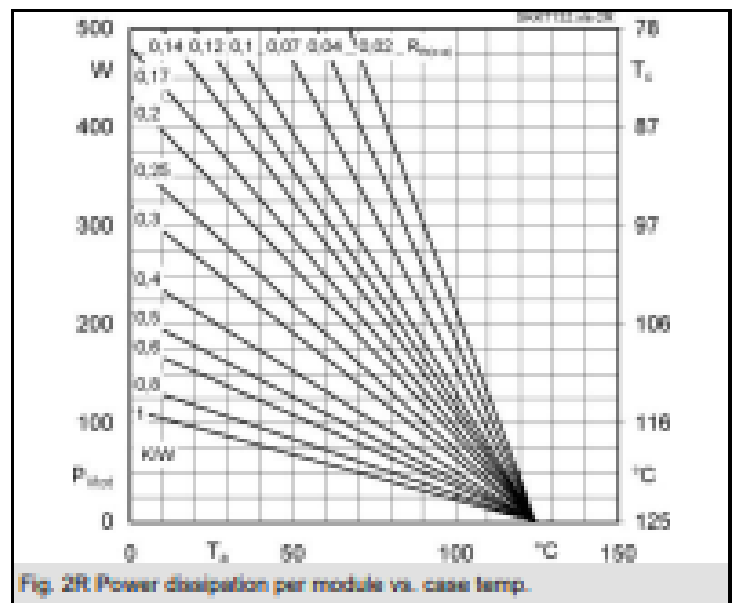


Fig. 2R Power dissipation per module vs. case temp.

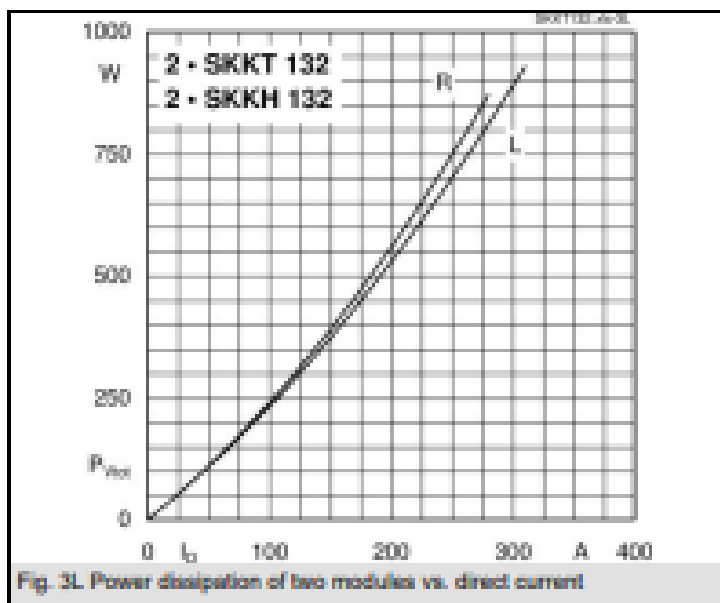


Fig. 3L Power dissipation of two modules vs. direct current

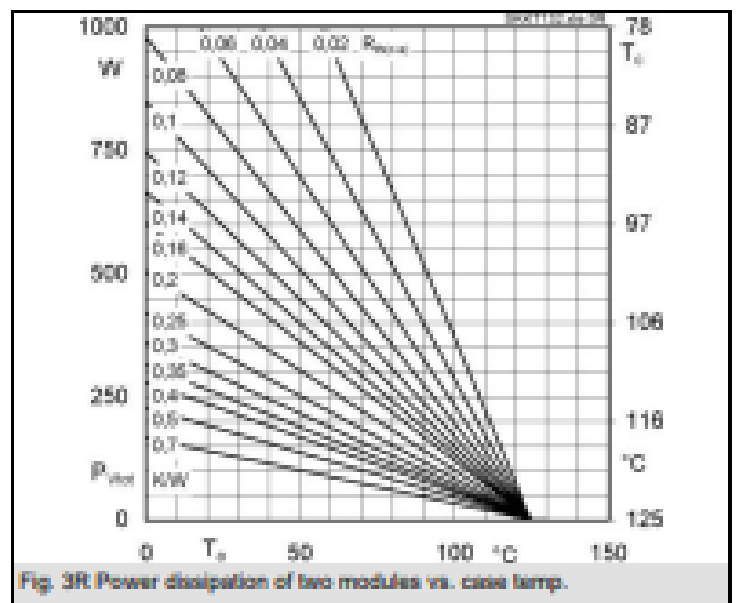
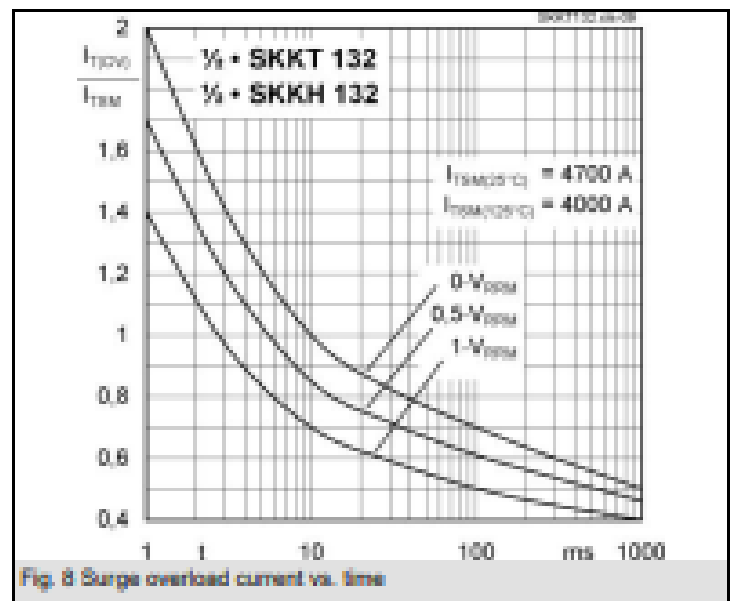
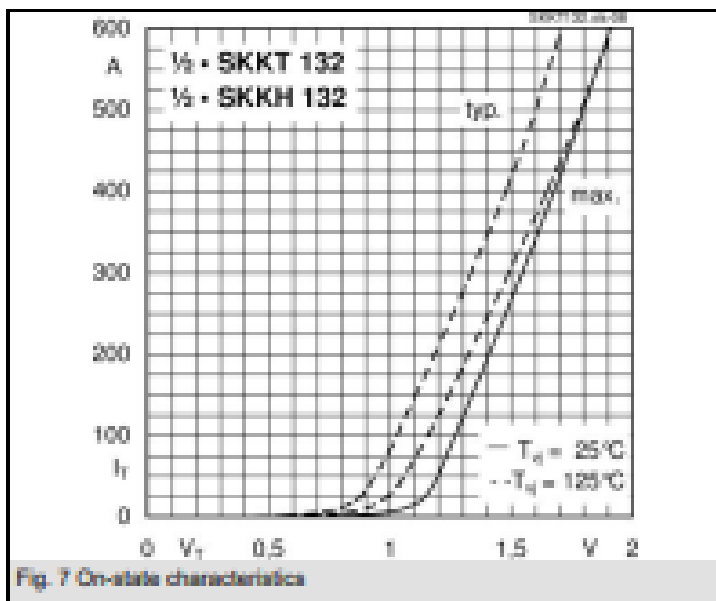
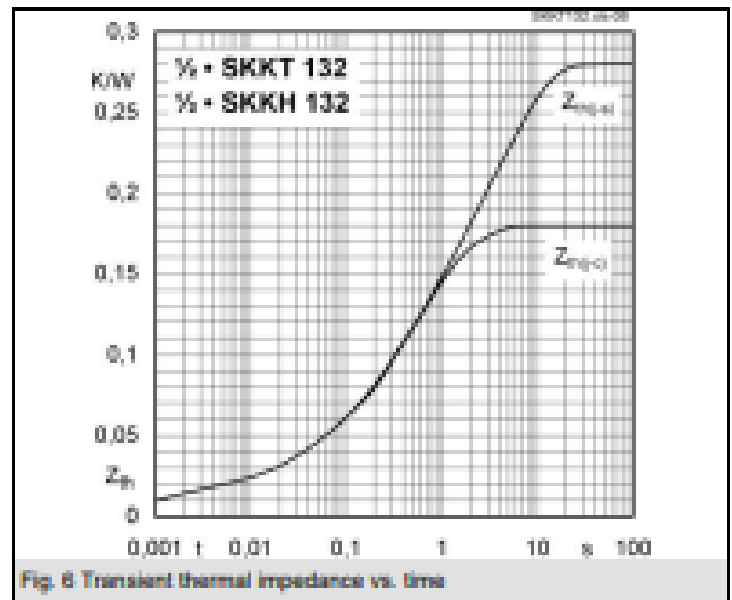
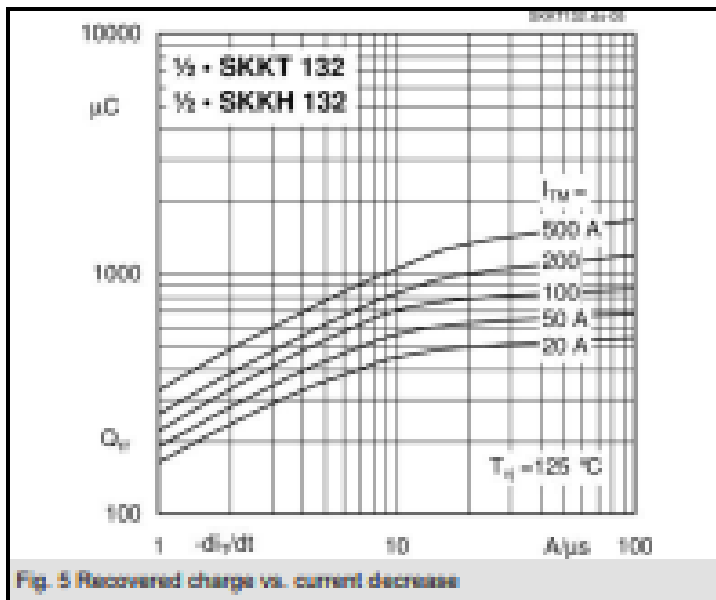
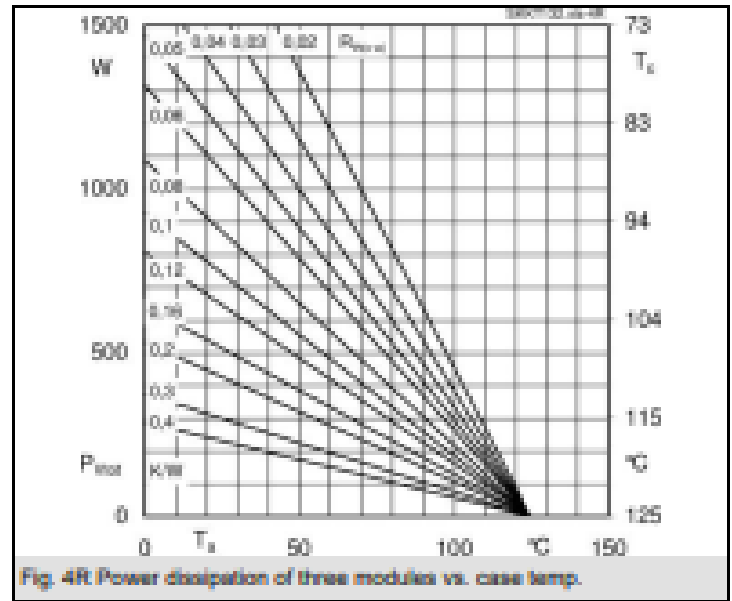
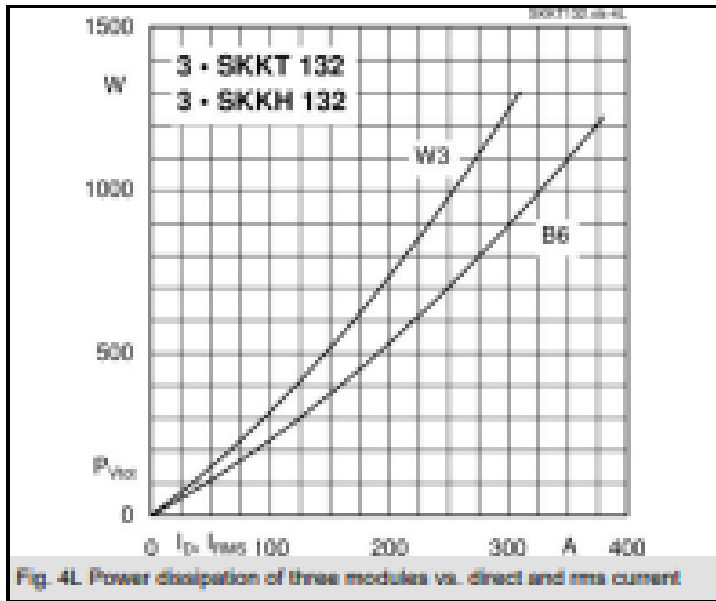
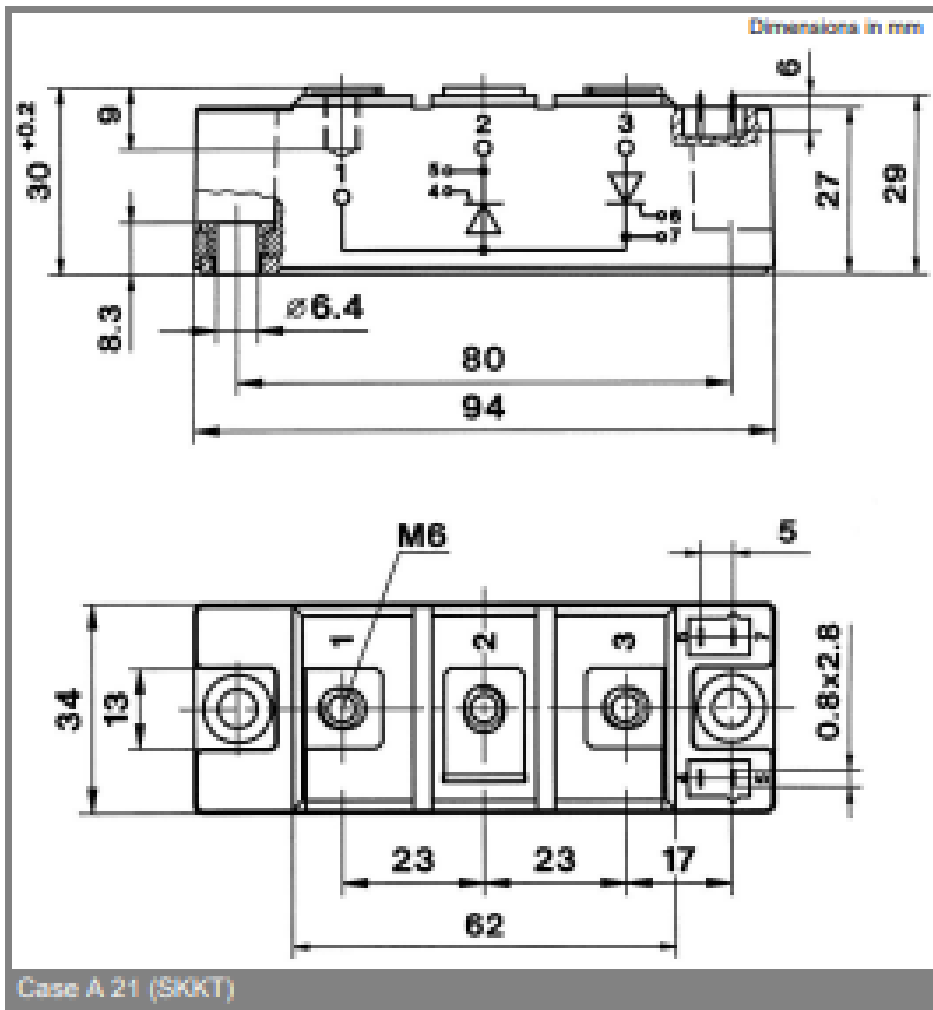
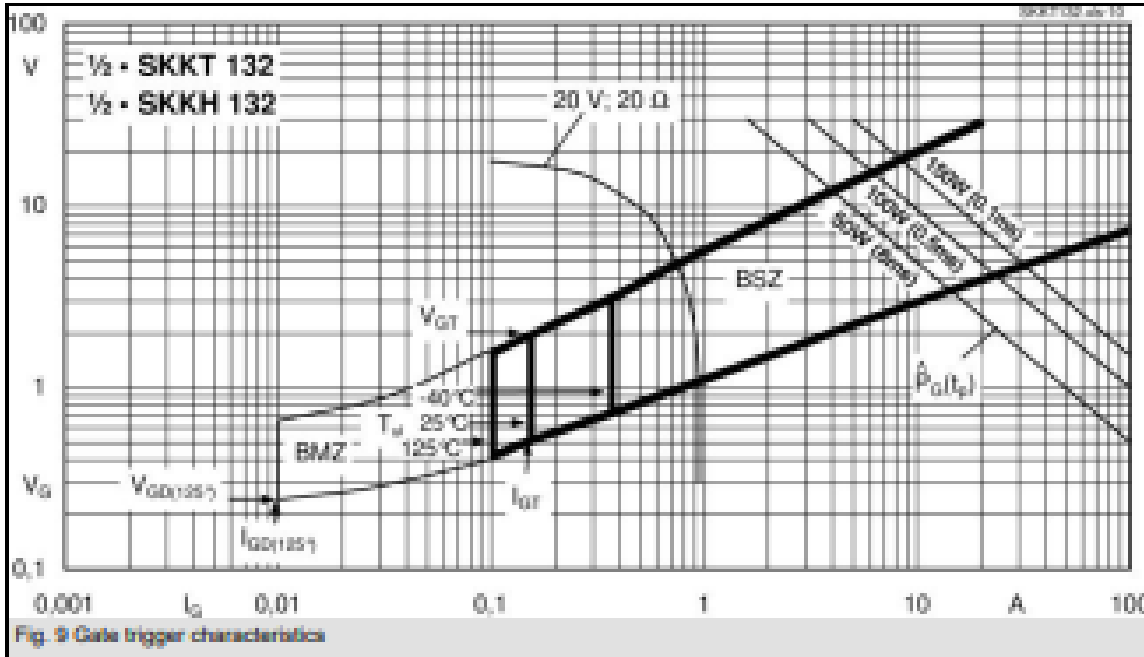


Fig. 3R Power dissipation of two modules vs. case temp.

SKKT 132, SKKH 132





This technical information specifies semiconductor devices but promises no characteristics. No warranty or guarantee expressed or implied is made regarding delivery, performance or suitability.